

## Manchester, NH Shelter Locations - 9-1-1 All EMS Calls

	199 Manchester St EMS Calls	% increase YOY
2017	264	-
2018	331	25%
2019	814	146%
2020	511	-37%
2021	798	56%
2022	729	-9%
2023	692	-5%
2024	737	7%
2025 - actual YTD	56	
2025 PROJECTED total	659	-11%

	456 Union St EMS Calls	% increase YOY
2017	0	-
2018	0	-
2019	0	-
2020	41	100%
2021	49	20%
2022	77	57%
2023	80	4%
2024	105	31%
2025 - actual YTD	8	
2025 PROJECTED total	94	-10%

	39 Beech St EMS Calls	% increase YOY
2017	0	-
2018	0	-
2019	0	-
2020	0	-
2021	0	-
2022	0	-
2023	199	100%
2024	290	46%
2025 - actual YTD	96	
2025 PROJECTED total	1,130	290%

2025 Data actual through 01/31/2025

	All Shelters EMS Calls	% increase YOY
2017	264	-
2018	331	25%
2019	814	146%
2020	552	-32%
2021	847	53%
2022	806	-5%
2023	971	20%
2024	1,132	17%
2025 - actual YTD	160	
2025 PROJECTED total	1,884	66%

## Manchester, NH Shelter Locations - Opioid OD 9-1-1 EMS Calls

	199 Manchester St Opioid OD Calls	% OD increase YOY	% of total Manch OD's
2017	3	50%	0.3%
2018	5	67%	1%
2019	42	740%	7%
2020	14	-67%	3%
2021	64	357%	11%
2022	87	36%	12%
2023	71	-18%	10%
2024	47	-34%	9%
2025 - actual YTD	1		3%
2025 PROJECTED total	12	-75%	

	456 Union St Opioid OD Calls	% OD increase YOY	% of total Manch OD's
2017	0	-	0%
2018	0	-	0%
2019	1	-	0%
2020	4	300%	1%
2021	2	-50%	0%
2022	11	450%	2%
2023	20	82%	3%
2024	21	5%	4%
2025 - actual YTD	2		7%
2025 PROJECTED total	24	12%	

	39 Beech St Opioid OD Calls	% OD increase YOY	% of total Manch OD's
2017	0	-	0%
2018	0	-	0%
2019	0	-	0%
2020	0	-	0%
2021	0	-	0%
2022	0	-	0%
2023	14	100%	2%
2024	19	36%	4%
2025 - actual YTD	8		27%
2025 PROJECTED total	94	396%	

2025 Data actual through 01/31/2025

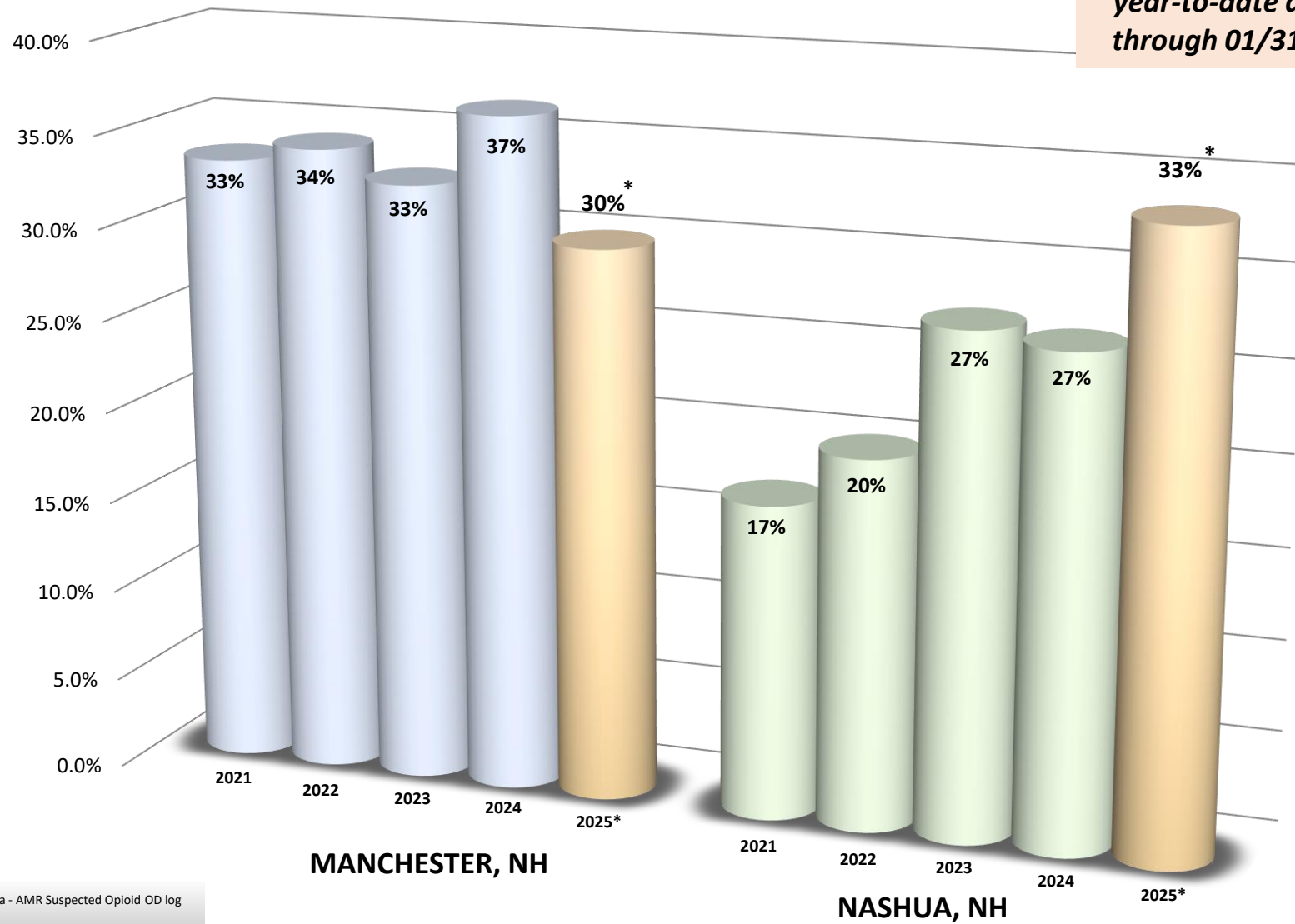
	All Shelters Opioid OD Calls	% OD increase YOY	% of total Manch OD's
2017	3	-	0%
2018	5	-	1%
2019	43	-	8%
2020	18	-58%	4%
2021	66	267%	12%
2022	98	48%	14%
2023	105	7%	15%
2024	87	-17%	17%
2025 - actual YTD	11		37%
2025 PROJECTED total	130	49%	

<b>JANUARY</b>	OD	Deaths		OD	Deaths		OD	Deaths
2025	12	1		30	3		42	4
		8%			10%			10%
	NASHUA			MANCHESTER			OVERALL	
HOME OR RESIDENCE	6	50%		7	23%		13	31%
ROADWAY OR VEHICLE	1	8%		6	20%		7	17%
PUBLIC BUILDING OR AREA	2	17%		15	50%		17	40%
HOTEL OR MOTEL	2	17%		0	0%		2	5%
BUSINESS OR COMMERCIAL	0	0%		2	7%		2	5%
BAR OR RESTURANT	0	0%		0	0%		0	0%
MEDICAL FACILITY	1	8%		0	0%		1	2%
FIREHOUSE/EMS STATION	0	0%		0	0%		0	0%
JAIL OR PRISON	0	0%		0	0%		0	0%
	12	100%		30	100%		42	100%
NASHUA	5	42%		0	0%		5	12%
OTHER NH COMMUNITY	0	0%		1	3%		1	2%
UNHOUSED	3	25%		21	70%		24	57%
OUT OF STATE	0	0%		0	0%		0	0%
MANCHESTER	2	17%		4	13%		6	14%
UNKNOWN/NOT REPORTED	2	17%		4	13%		6	14%
	12	100%		30	100%		42	100%
NARCAN GIVEN PTA	4	33%		0	0%		4	10%
1st time OD	7	58%		9	30%		16	38%
repeat OD	5	42%		21	70%		26	62%
UNKNOWN/NOT REPORTED		0%			0%		0	0%
	12	100%		30	100%		42	100%
Unique individual encounters	12	100%		27	90%		39	93%
Repeat individual encounters	0	0%		3	10%		3	7%
	12	100%		30	100%		42	100%
male	7	58%		17	57%		24	57%
female	5	42%		13	43%		18	43%
	12	100%		30	100%		42	100%
average age	46			43			44	
CAUCASIAN	7	58%		21	70%		28	67%
HISPANIC OR LATINO	2	17%		0	0%		2	5%
UNKNOWN/NOT REPORTED	1	8%		7	23%		8	19%
BLACK/AFRICAN AMERICAN	2	17%		2	7%		4	10%
AMERICAN INDIAN	0	0%		0	0%		0	0%
OTHER RACE	0	0%		0	0%		0	0%
ASIAN	0	0%		0	0%		0	0%
NATIVE HAWAIIAN	0	0%		0	0%		0	0%
	12	100%		30	100%		42	100%



## REPORTED PUBLIC NARCAN® USE PRIOR TO ARRIVAL OF FIRST RESPONDERS

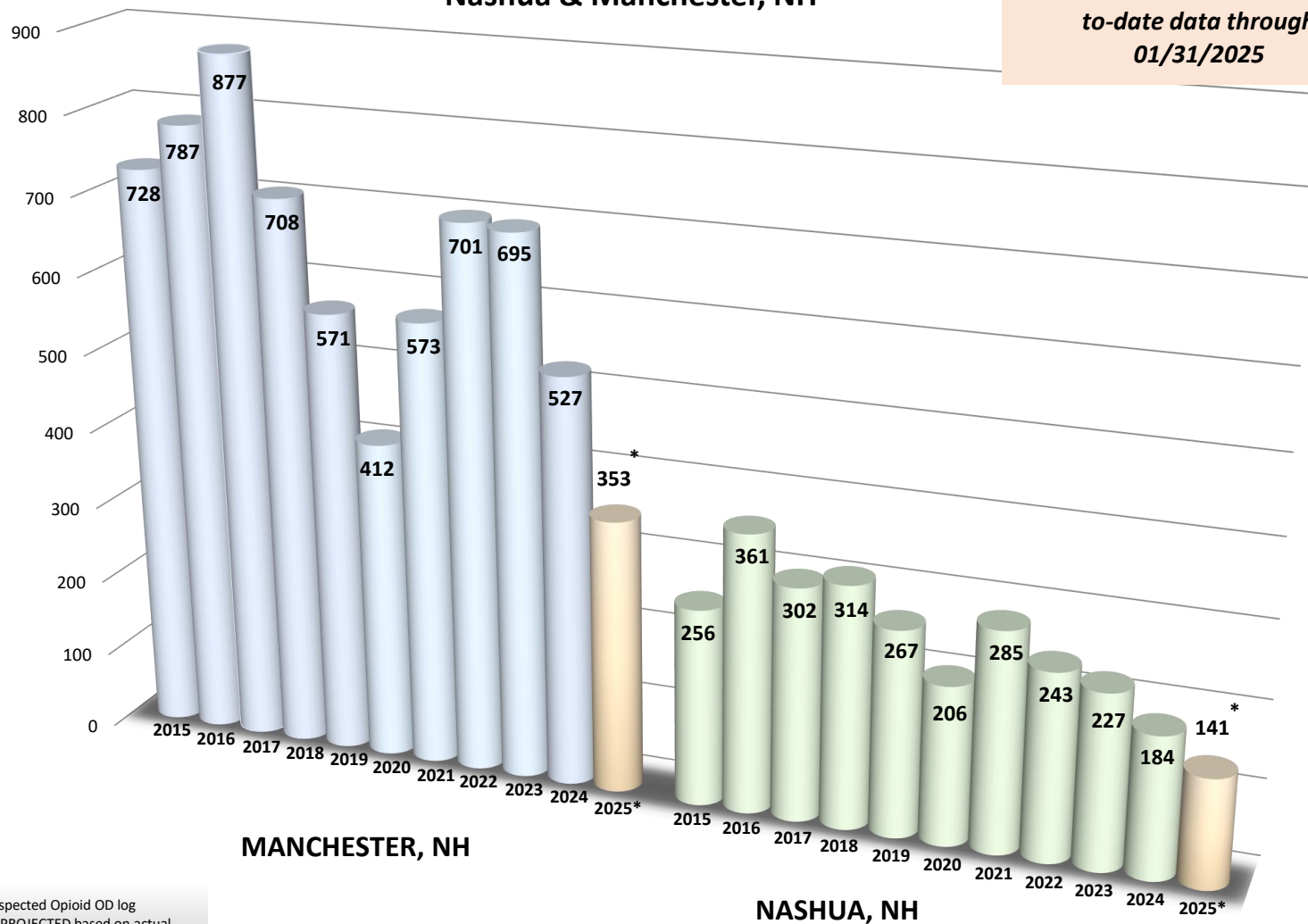
***\*2025 annual data is  
PROJECTED based on  
actual available  
year-to-date data  
through 01/31/25***



Source data - AMR Suspected Opioid OD log

## SUSPECTED OPIOID OVERDOSES Nashua & Manchester, NH

*\*2025 annual data is **PROJECTED**  
based on actual available year-  
to-date data through  
01/31/2025*



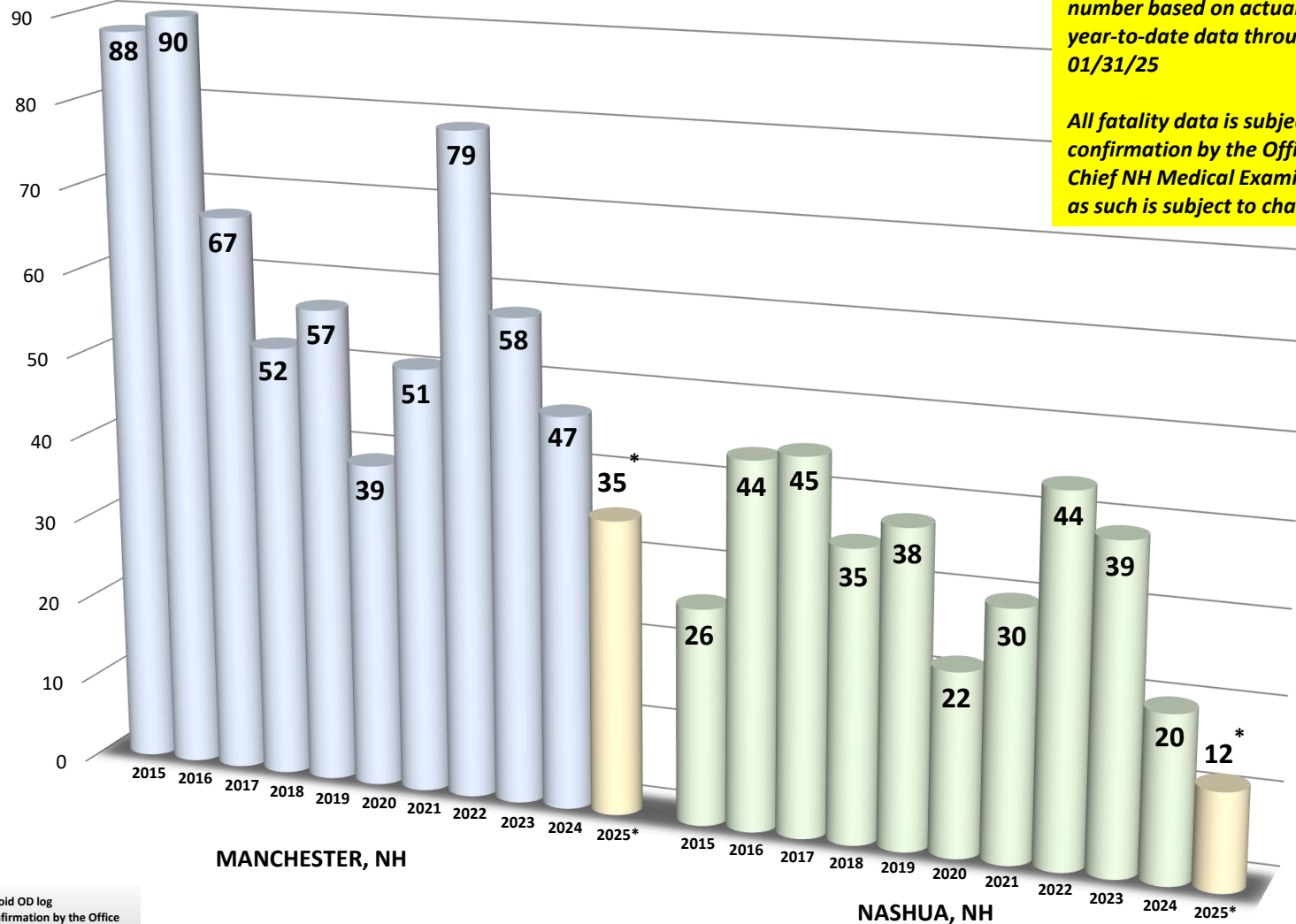
Source data - AMR Suspected Opioid OD log  
\*2025 annual data is PROJECTED based on actual  
year-to-date data available through 01/31/2025



## SUSPECTED OPIOID OVERDOSE DEATHS Nashua & Manchester, NH

*\*2025 annual data contains confirmed and pending confirmed opioid related deaths and is a **PROJECTION** of the annual number based on actual available year-to-date data through 01/31/25*

*All fatality data is subject to confirmation by the Office of the Chief NH Medical Examiner and as such is subject to change.*



Source data - AMR Suspected Opioid OD log  
All fatality data is subject to confirmation by the Office of the Chief NH Medical Examiner.